

GIRL SCOUT SILVER AWARD PROPOSAL PACKET

Valid for applications received during the 2008-2009 Girl Scout Membership Year.

It is mandatory to get your proposal approved before you begin your project. You must complete this packet and send it into GSHCC Main Office in Rancho Cordova with BOTH approval methods.

Approval method 1: Send into council for committee approval.

Approval method 2: Take the *Go for It Silver: Part 1* class (after 10/1/07)

Your advisor takes the *Go for It: Advisor* class (after 10/1/07)

RETURN ORIGINAL PROJECT PROPOSAL PACKET TO:

Please retain a copy for your records.

Program Specialist Overseeing the Girl Scout Silver Awards
Girl Scouts Heart of Central California
3005 Gold Canal Drive
Rancho Cordova, CA 95670

Included in this packet you need

- Advisor Agreement
- Proposed Timeline
- Proposed Budget

Deadlines

November 15th:

Proposal packet due to GSHCC Main Office to be eligible to participate in the next May ceremony.

March 20th:

Final report packet due to GSHCC Main Office to be eligible to participate in that May ceremony.

September 30th of sophomore year or age 14, whatever happens last:

Final report packet due to GSHCC Main Office to be eligible to earn the Girl Scout Silver Award.

QUESTIONS?

Please call the Program Specialist overseeing the Girl Scout Silver Awards at 916-638-4475 or 800-322-4475 or email SilverAward@girlscoutshcc.org.

PLEASE TYPE OR PRINT NEATLY USING BLUE OR BLACK INK

Date Submitted: 6/25/10 Anticipated Start Date: 6/27/10

Contact Information:

Name Reva Peer Service Unit Sierra Creek Grade _____

Troop # 1279 Or Individually Registered Girl Member (check) _____

Email _____

Daytime Phone / _____ Evening Phone _____ Cell Phone (9) _____

Address _____ City _____ Zip _____

Project Advisor's Information:

Name Yolanda Stepka Email _____

Daytime Phone _____ Evening Phone _____ Cell Phone _____

Address _____ City _____ Zip _____

Elected Official information: (This information will be used for certificates of congratulations.)

I live in the 4th district of the California State Assembly.
The name of my representative: Mr. Ted Gaines

I live in the 1st district of the California State Senate.
The name of my state senator: Mr. Dave Cox

I live in the 4th district of the U.S. House of Representatives.
The name of my congressional representative: Mr. Tom McClintock

Training: (required for advisor approval)

If you are organizing an event for your project, you must attend Prepare 2B Ready training.

Prepare to be Ready: Date completed: 1 / 28 / 10

Go for it-Silver: Date completed: 9 / 27 / 08

Go for it-Advisor: Date completed: 9 / 27 / 08

My advisor and I have completed all necessary training classes. My advisor has approved my proposal:

Girl Signature Reva Peer Date 6/23/10

Advisor Signature Yolanda N. Stepka Date 6/23/10

Check off Completed Pre-Requisites, Steps 1-4 (Must be completed prior to proposal submittal.)

Step 1: Get Ready

Advisor agreement attached


Step 2: Girl Scout Silver Leadership Award

First Interest Project earned: "Do you get the Message" IP

How does this Interest Project relate to the GS Promise and Law?

This Interest Project works on communication skills and helps girls communicate maturely and skillfully. It trains girls in skills necessary to

interact with others, be more understandable, and responsible for what and how they communicate.


Advisor Initials  Date Completed 9 / 23 / 08

Second Interest Project earned: "Conflict Resolutions" IP

How does this Interest Project relate to the GS Promise and Law?

This Interest Project helps girls tackle problems in an honest, fair, and peaceful manner with amicable conclusions. This skill can be used in

everyday life to resolve conflicts.


Advisor Initials  Date Completed 11 / 09 / 08

Third Interest Project earned: "On a High Note" IP

How does this Interest Project relate to the GS Promise and Law?

An aspect of this Interest Project was to listen to music of other faiths and religions; and therefore learning to respect other sister girl scouts'

religions, beliefs, and values.

Advisor Initials  Date Completed 3 / 3 / 09


BELIEVE IT

Complete the STUDIO 2B Focus book *Uniquely Me! The Real Deal*

Explain the goal you set and what was achieved:

My goal was to heighten and improve my self-esteem because I wanted to become a braver person and step out of my comfort zone. I did so

by running for president of the Language Arts Speech Club at my school, which I won. I practiced public speaking and was responsible for running the club business.


Advisor Initials  Date Completed 4 / 12 / 09

LEAD IT

Spend 15 hours in a leadership role.

The leadership role I chose was:

I lead a math tutoring club before start of school, in which I tutored 7th and 8th graders.

Advisor Initials  Date Completed 4 / 10 / 09

JOURNAL IT- what did you learn while completing the Leadership Award?

I demonstrated a real understanding of the Girl Scout Law by applying it to this situation in my life:
I demonstrated responsibility as the president of the Speech Club by preparing plans and agendas before all meetings and keeping everyone on task.

A talent, quality, or skill I have that adds to my leadership ability is:

I am friendly and caring but have also learned to be fair and not to be partial towards my friends.

I used it in these ways:

As a tutor being friendly helps the students relax; and being caring helped me gain the trust of the other tutors.

I have shown my personal integrity and honor by:

Using resources wisely, being environmentally conscious to make the world a better place. On my part I have done more recycling, cutting holes in plastic soda holders so birds won't get stuck in them, and turning off all the lights in my house for ten minutes on Earth Day.

Advisor Initials Date Completed 4 / 25 / 09

Step 3: Girl Scout Silver Career Award

WHAT'S OUT THERE? I completed the job research questions on page 15 of the *Girl Scout Silver Award Go For It!* focus insert.

Advisor Initials Date Completed 9 / 27 / 08

WHO'S OUT THERE? Interview Questions

After talking to a college student, I learned the following things:

Several students often change their career paths and are unsure what career to pursue. I also learned a lot about the college admission system.

I met with three adults who worked in the following professions:

Adult #1 career: Pediatrician

What I learned:

I learned what courses one should take and how long it takes to become a pediatrician. I also learned about their usual work day.

Adult #2 career: Manager of Cold Stone Creamery

What I learned:

I learned about business skills and some tips on how to run a successful business.

Adult #3 career: Karate Instructor

What I learned:

I learned more about the work of a karate instructor and what type of training they go through to become an instructor.

BE YOUR OWN BOSS

Your Own Business Interest Project earned.

Advisor Initials Date Completed 5 / 19 / 09

JOURNAL IT- what did you learn while completing the Career Award?

I have these three new ideas about making career choices:

1. Look at all the possibilities; there are many careers out there.

2. Choose a career you like so going to work every day is fun.

3. Work hard in school, get good grades, be organized, and plan because it will help you get the career of your choice.

A talent, quality, or skill that I could use in a future career and on my Silver Award Project is:

"Strategizing" because it will help me with project planning, development, and execution.

A person I met who could help me with my Silver Award project is:

Mr. Edmond David, the Athletics Coordinator of Aim Higher.

I think this person could help me by:

Allowing me to design and build shelves in a shed they use to store equipment and gear for adults with disabilities at the Special Olympics.

Advisor Initials ys Date Completed 5 / 20 / 09

Step 4: Earn the Girl Scout Silver 4B's Challenge

BECOME

I completed the chart on page 20 in the *Girl Scout Silver Award Go For It*.

Explain the goal you set and what was achieved:

My goal was to become a better teacher and help others with something I'm good at. I accomplished that by completing tutoring students in math.

Troop Advisor Initials ys Date Completed 5 / 23 / 09

BELONG

Complete the STUDIO 2B Focus *Looking In, Reaching Out*:

Explain the goal you set and what was achieved:

My goal was to reach out to my parents more than I used to. I did this by talking to my parents every weekend about the upcoming week at school, about my activities, and errands; and talk about how I felt about it.

Troop Advisor Initials ys Date Completed 5 / 22 / 09

BELIEVE

I identified an issue that I feel strongly about. The issue is: The shortage of hygiene supplies at several organizations that help the homeless in our community.

BUILD

I've researched the issue I chose in BELIEVE and brainstormed many possible solutions.

Troop Advisor Initials ys Date Completed 12 / 23 / 09

Step 5: Your final project.

Attach a separate sheet of paper typed, answering each of the following questions in essay form. Please include as much detail as possible.

ABOUT YOUR PROJECT

1. What are you planning to do for your Girl Scout Silver Award Project and why?
2. What issue in the community is your project addressing and what is the need within that community?
3. What actions are you taking (2-3) to support your community issue?
4. How are you displaying leadership through those actions?
5. What type of facilities (if any) will be used? (I.e. schools, parks, and/or businesses)
6. What steps will you use to advertise your project to the community?
7. What is your project timeline? (Please use the Girl Scout Silver Award Project Time Log Sheet and attach.
8. What is your project budget? (Please use the Developing a Budget Sheet and attach.) If you are planning on getting donations for your project, what is your back up plan if you're unable to get donations?
9. Describe your skills, talents and experiences that will help you succeed with your project?

WHO'S INVOLVED

1. Who will be working with you and what is their role in planning and presenting the project?
2. What is the name and phone number of community group/member that you will be working with you on your project? (Please note: if your project is done within Girl Scouting, such as a Girl Scout event, you must reach out to the community outside of Girl Scouts.)
3. How many people, volunteers and participants, will be served by your project?

EVALUATE

1. How will you evaluate how effective your actions were on your chosen issue?

My Girl Scout Silver Award project award will be completed by: Month <u>August</u> Year <u>2010</u>			
We have thoroughly reviewed and proofed this project proposal. We agree that this project is sufficiently complex as to appropriately challenge the Girl Scout to use her strengths, talents, and skills. We understand that this project should take about 40 hours for the Girl Scout to plan and implement. We understand that this proposal will be voided if her project is not completed within two years of the date signed.			
Girl Scout Signature	<u>Rera Peer</u>	Date	<u>6/23/10</u>
Advisor Signature	<u>Yolanda N. Stepha</u>	Date	<u>6/23/10</u>

Step 5 : My Final Project

For my Girl Scout Silver Award Project I plan to build shelving units for a shed. The shelves will be used by Aim Higher, an organization that serves adults with disabilities. They will store equipment and gear for Special Olympics on the shelves I will build. The Aim Higher Adult Disability program caters to people with disabilities such as Cerebral Palsy, Down syndrome, Autism, and in some cases Mental Retardation. The program not only takes care of adults with disabilities, it also has an Athletics program that consists of several different sports that their consumers take part in. These sports require many useful equipment and jerseys. The Athletics program needs to be able to store this equipment in a waterproof area, which is why they had a shelf built by a local Boy Scout. Although the Boy Scout was able to build the shed, he was unable to raise enough money to install shelves in the shed. Aim Higher needs these shelves so that their athletic equipment is organized, easy to find, and safely stored. This equipment includes bats, balls, soccer goals, and so on. Also, the peg board I will install, along with the shelves, will allow them to safely hang mitts, jerseys, batting masks, etc. for easy access. The shelves I plan on building for my Girl Scout Silver Award Project will fulfill their need for a means to organize and easily access their Athletics program's equipment. I plan to install two shelves: one wider shelf that will go around the perimeter on the inside of the shed; and another smaller and narrower shelf that will go on only two walls. I plan to use wood supports and metal brackets to keep the shelves upright, and install peg boards from the top of the big shelf to the top of the wall for any items that need to be hung.

One of my several concerns regarding my community is adults who have disabilities. When I am grocery shopping and running errands with my mom, I often see these adults. They usually are with their parents or caretakers and generally have trouble communicating with others and adapting to the surrounding environment. When I researched programs that help adults with disabilities, I was disappointed to find that there were not many day care programs or educational opportunities for such people in our area. The only program that stood far and above others was Aim Higher. It is the only program in

my community that not only caters to the needs of adults with disabilities, but also helps them gain motor and athletic skills. I went to Aim Higher and found that they even have an athletics program called the "Special Olympics" for their consumers. Since they provide such a critical service to a group I care for, I decided to work with Aim Higher for my Girl Scout Silver Award project.

To support this community issue that I believe in, my first step, after completing my research, was going to Aim Higher to talk with them about their needs, and decide what type of shelves would serve their needs. Later, as part of my project planning, with the assistance of an adult with a construction background, I drew up plans (which are attached to my proposal packet) for the layout of the shelves. Then I went to Home Depot to determine my project's budget. For the project development aspect of my project, I created a timeline and am planning on sending out donation requests, checking on sales at Homebuilding stores, and contacting some adults for their assistance. If my project is approved, my next step will be to execute the project, i.e. buy the materials and build the shelves. Throughout the development and execution process I will be using my leadership skills to direct and supervise the building of the shelves. I will need to make sure the shelves are built as planned, stay within the budget, and ensure that everything goes smoothly.

For my Silver Award project I will have no need to advertise, since I will be raising money by doing chores and not going door to door for donations. In addition, the timeline for my project has been attached to my Girl Scout Silver Award "Project Timeline" Log Sheet. Also, a detailed project budget has been attached to the "Proposed Budget" sheet, which identifies my money earning ideas and the businesses I am contacting for donations. If I am unable to get donations, my back-up plan is to do household chores for several additional weeks, since most of the money I expect to earn to pay for my project's expenses is coming from my Allowance Savings and household chores.

Throughout this project my past experiences will greatly benefit me. At school I was the president of the Speech Club. As president I gained leadership skills. I had to plan meetings, allowing me to learn how to make plans and execute

them. In addition, I tutored kids in math every Monday and Tuesday before school. By doing so I learned how to communicate comfortably one on one with others, and therefore I will have an easier time communicating with and directing others who are helping me with my project. I am also very skilled in math which has helped me calculate the dimensions of the shelves and other variables. Using my math skills I am able to compare the costs of different materials for my project which helped me decide which material would be best to use.

For my project I will be mainly working with five people. The first is Mr. Edmond David and/or Ms. Kim Perry, my contacts from Aim Higher, who I am working with to discuss the shelving. Their contact number is The second person is an adult Boy Scout leader named Mr. McCann, who I am renting the equipment from for my project for free. The last three people are Rakesh, Renu, and Rohan Peer who will assist me in building the shelves. Rakesh Peer also assisted me in choosing the materials for the shelves and preparing the layout of the shelves. Finally, by building these shelves I will have served the 130 consumers and 25 staff from Aim Higher. I will evaluate my actions on my chosen issue by checking in with Mr. Edmond David, my contact at Aim Higher, every month to ask how the shelves are serving their needs. I also plan on talking to some consumers and staff to find out how they feel about the shelves and how the shelves have helped their Athletics program.

My Advisor and Me

My Advisor Yolanda Stepka

We met on 2/20/09

My advisor will help me with the following:

- Review of project proposal
- Follow up on completion of requirements
- Advice on proposal, project, timeline, & budget.
- Approve project and review completion of project and final report

Advisor's Signature Yolanda N. Stepka 6/23/10

My Signature Rera Peer

Girl Scout Silver Award Proposed Timeline

Use this as a tool to brainstorm the steps or your project. You might want to make some copies of this worksheet, you can use as many as needed.

Month: May

	Tasks to Complete	Due	Done?
1	Meeting with Aim Higher to discuss Project	End of May	Yes
2			
3			
4			
5			
6			
7			
8			
9			
10			

Month: June

	Tasks to Complete	Due	Done?
1	Make Plans and Drawings	6/5/10	Yes
2	Visit Home Depot	6/12/10	Yes
3	Prepare Budget and Timeline	6/13/10	Yes
4	Present Plans to Aim Higher	6/14/10	Yes
5	Meeting with Advisor	Week of June 20th 6/23/10	No YES
6	Donation Requests	Week of June 20th and 27th	No
7	Buy Materials	6/30/10	No
8			
9			
10			

Month: July

	Tasks to Complete	Due	Done?
1	Big Shelf Back Support	7/3/10	No
2	Put Peg Board	7/5/10	No
3	Build and Install Big Shelf	7/11/10	No
4	Build and Install Small Shelf	7/18/10	No
5	Put Shelf Liner	7/25/10	No
6	Finalize Project	7/31/10	No
7			
8			
9			
10			

Girl Scout Silver Award Proposed Timeline

Use this as a tool to brainstorm the steps or your project. You might want to make some copies of this worksheet, you can use as many as needed.

Month: August

	Tasks to Complete	Due	Done?
1	Final Report/Reflection	8/15/10	No
2			
3			
4			
5			
6			
7			
8			
9			
10			

Month:

	Tasks to Complete	Due	Done?
1			
2			
3			
4			
5			
6			
7			
8			
9			
10			

Month:

	Tasks to Complete	Due	Done?
1			
2			
3			
4			
5			
6			
7			
8			
9			
10			

Girl Scout Silver Award Proposed Budget

Your budget is another thing that needs to be very detailed in nature. Be as specific as possible; your total income needs to equal your total expenses:

Estimated Expenses:

Site Fees	\$ N/A
Promotion Costs (flyers, posters, etc.)	\$ 0.00 *1
Office supplies (copies, stationery, name tags, etc.)	\$ N/A
Telephone calls (long distance?)	\$ N/A
Postage (correspondence, confirmations, etc.)	\$ N/A
First Aid expenses	\$ 0.00 *2
Project or Program Supplies	\$ 323.25 *3
Paper Products (paper towels, cleanup supplies)	\$ N/A
Transportation costs (gasoline, parking fees, etc.)	\$ N/A
Insurance (nonmember insurance needed?)	\$ N/A
Food & Beverages	\$ N/A
Non-member insurance	\$ N/A
Equipment (rental or purchased)	\$ 0.00 *4
Miscellaneous (anything not covered above)	\$ 0.00 *5
<u>TOTAL ESTAMATED EXPENSES</u>	<u>\$ 323.25</u>

* See Attachment

List who you might ask for donations and the estimated cost of each donated item:
(Don't forget to send thank you cards.)

Home Depot	\$ 25-30
Lowes	\$ 0.00
Draeger Construction	\$ 0.00
	\$
Total:	\$ 25-30

List potential money earning projects you might have and how much you expect to earn at each:

Allowance Savings	\$ 90
Household chores during summer (2 months)	\$ 200
	\$
Total:	\$ 290

TOTAL ESTAMATED INCOME **\$ 320.00**

Save all your receipts. You will be expected to submit a final budget analysis of how much was collected and what was spent as part of your Final Report.

Please keep in mind that donations of goods are obtained for the beneficiaries of your award project, not for use by Girl Scouts Heart of Central California and as such GSHCC's Tax ID number cannot be used for reporting purposes to the donor. You may be able to ask for a letter from a nonprofit organization that is the beneficiary of your award project if donors are requesting recognition for tax purposes.

DRAWN BY

DATE

TIME

ADDRESS/UNIT NUMBER

PROJECT:

PAGE /

