

**PROJECT**

**REPORT**





Girl Scouts Heart of Central California

Name REVA PEER

## GIRL SCOUT SILVER AWARD PROJECT REPORT

Valid for reports received during the 2008-2009 Girl Scout Membership Year.

Last chance deadline to submit your final report to GSHCC Main Office (whatever happens last):  
**September 30<sup>th</sup>** of sophomore year

or

**Age 14**

Deadline to submit your final report to GSHCC Main Office for inclusion in the May awards ceremony:  
**March 20<sup>th</sup>**

### RETURN ORIGINAL PROJECT REPORT FORM TO:

Please retain a copy for your records

Program Specialist Overseeing the Girl Scout Silver Awards  
Girl Scouts Heart of Central California  
3005 Gold Canal Drive  
Rancho Cordova, CA 95670

Included in this packet you need:

- Project Report Form
- Final Budget
- Final Timeline

- This report must be completed and signed by the Girl Scout **and** her advisor.
- Submit to the Main Office in Rancho Cordova within **8 weeks** after the project is completed.
- Please include agendas, evaluations, flyers, newspaper clippings, pamphlets, pictures, and or schedules if applicable.
- For an electronic copy visit the forms page of our Web site at [www.girlscoutshcc.org](http://www.girlscoutshcc.org).

### QUESTIONS?

Please call the Program Specialist overseeing the Girl Scout Silver Awards at 916-638-4475 or 800-322-4475 or email [SilverAward@girlscoutshcc.org](mailto:SilverAward@girlscoutshcc.org).

Girl Scouts Heart of Central California

GIRL SCOUT SILVER AWARD  
PROJECT REPORT FORM

---

Name REVA PEER Phone ( \_\_\_\_\_ ) \_\_\_\_\_  
Address \_\_\_\_\_ City \_\_\_\_\_ Zip \_\_\_\_\_  
Troop # 1279 OR Individually Registered Girl Member \_\_\_\_\_ Service Unit SIERRA CREEK  
School \_\_\_\_\_ City \_\_\_\_\_ Grade \_\_\_\_\_  
Email \_\_\_\_\_

---

All responses must be typed and submitted on a separate sheet. Please be as detailed as possible.

- A. Write a brief description about your project.
  - a. What was your Community Issue?
  - b. What methods did you use to address it?
  - c. Can you think of any other methods you might have used?
- B. Describe your strengths, talents, and skills that you used in completing this project.
- C. How did your project benefit others? Include the number of people served through your project.
- D. What did you learn about yourself as a result of this project?
- E. Did you encounter any differences between your proposal and actual project? If so, what were they? How did you overcome your obstacles?
- F. What aspects of your project would you change or do differently?
- G. Describe your evaluation methods, and summarize your results.
  - a. Was the project successful? How do you know?
  - b. What aspect was the most successful?

---

Girl Scout Signature Reva Peer Date 9/27/10

Leader or Project Consultant Signature Yolanda N. Stepka Date 9/27/10

# Project Report

The “community issue” that I addressed as part of my Silver Award project was my concern regarding adults in my community who have disabilities. When I am grocery shopping and running errands with my mom, I often see these adults. They usually are with their parents or caretakers and generally have trouble communicating with others and adapting to the surrounding environment. When I researched programs that help adults with disabilities, I was disappointed to find that there were not many day care programs or educational opportunities for such people in our area. The only program that stood far and above others was Aim Higher. It is the only program in my community that not only caters to the needs of adults with disabilities, but also helps them gain motor and athletic skills. After visiting Aim Higher, I found out that they even have an athletics program called the “Special Olympics” for their consumers. Aim Higher and their staff of volunteer coaches have trained and coached teams of adults with disabilities. These teams of special athletes compete with similar teams from surrounding communities in various sports tournaments.

Since Aim Higher provides such a critical service to a group I care for, I decided to work with them for my Girl Scout Silver Award project. My primary goal was to create or build something for Aim Higher that would directly benefit their consumers; and my secondary goal was to build awareness about the services that Aim Higher offers so that others may want to get involved and help. I addressed the first part of my goal by asking Aim Higher about their immediate needs, and their Athletics Department expressed the need for shelving and storage accessories for a shed they use for their sports equipment. As part of my action item, I planned, organized, fundraised for, and executed the construction of shelving units and storage accessories in the shed to their specifications. I built two units of shelving: a big waist high shelf that went all the way around the interior of the shed; and a smaller shelf above it that went around two sides of the shed. I also installed peg board from the top of the big shelf to the ceiling. For the second part of my project and to further address my community issue, I



created a power point about my project and about Aim Higher, with the purpose of building awareness about Aim Higher and the services they offer to adults with disabilities. I presented my power point at one of my troop's meetings and also at my service units' leaders meeting so that more and more people would become aware of my concern, and maybe others could get involved in this community issue.

After reflecting and looking back at what I did, I could have used another method to address my issues such as help create a kitchen garden for the consumers so that they could improve their vocational skills, but I believe that by building the shelves for Aim Higher, I addressed a huge need for the consumers and the need for them to be physically fit and interact with others in a semi competitive manner such as during the Special Olympics tournaments. Regarding the construction of the shelving itself I could not have used other means because my contacts, Mr. Edmond David and Ms. Kim Perry, already had a specific layout for the shelves in mind that I could not modify. I however, do know that I could have used other methods to increase the awareness about my community issue. For example, I could have handed out brochures about Aim Higher to my neighbors, my troop, my service unit, in addition to building the shelves.

In completing my project I had to use my strengths, skills, and talents. I used my strength in math to accurately take dimensions and measurements of the storage shed so that I could buy the right amount of construction materials. My skill with numbers helped me mark the different materials accurately so they were all cut to proper size without any miscalculations or problems; I did not lose a single piece of construction material to miscalculations or cutting errors. I had to use my leadership skills during the actual construction of the shelves at Aim Higher. That is because I had to direct my helpers (with a construction expert's guidance) in the building process of the shelves and make sure we were all on task. I had to rely on my pleasant personality while conducting interviews with the executives of Aim Higher to learn about them and their organization. I had to use my persuasion skills while requesting Home Depot and Lowe's for donations. I also had to use my talent for public speaking when giving my presentations about Aim Higher. My talent helped me speak clearly and project my voice. Finally, I



used my determination to complete my project. My determination allowed me to keep working hard and diligently towards achieving the Silver Award.

My project benefitted adults with disabilities because the shelves I built for Aim Higher will allow their Athletics Department to better organize and preserve their sports uniforms and equipment. Their equipment is used during practices and tournaments for the Special Olympics, in which the consumers of Aim Higher compete at sports to develop motor skills and teamwork, while at the same time getting some exercise and having fun. Before I built the shelves for Aim Higher, their equipment had been spread out all over the place and almost impossible to find in the shed. Their sports gear needed constant maintenance and repair which was creating an economic hardship. The shelves helped Aim Higher have easy access to their various equipment items. Also, the presentations I gave about my project and Aim Higher indirectly benefitted the consumers at Aim Higher. This is because through my presentation people realized that the adults with disabilities in our community can lead productive lives if people volunteer their time, and support organizations that work with these adults. My presentation also gave the girls in my troop, and hopefully some others in our service unit, ideas of what to do for their Silver or Gold Award projects, which in turn could help the consumers at Aim Higher and adults with disabilities in general, if they so choose. Through my project I was able to serve approximately 130 consumers and 25 staff members at Aim Higher.

As a result of working on this project I learned that I should have more confidence in myself. When I first started thinking about the Silver Award I was a little scared and nervous. I was intimidated by all the prerequisites for the Silver Award and I was unsure if I would ever be able to complete all of them on time. Now seeing that I have completed the project, I know I can accomplish anything if I put my mind to it. I also learned that I can be a leader and do not have to be a follower. My Silver Award project put me in a position that allowed me to realize this by having me direct a group of people to accomplish a task. Through my project I was able to realize my leadership potential and "embrace" it. I also learnt that I can lead not only by directing others, but also by setting an example and getting involved. But most importantly I learned that I am really very



compassionate and it reaffirmed my desire to be a pediatrician when I grow up so I can help people when they are young.

I basically encountered six differences between my proposal and my actual project. The first was that after sending in my proposal to the Council Office, I was advised by the Program Specialist overseeing the Girl Scout Silver Awards that just building shelves for Aim Higher was not necessarily a project by itself; and was asked to consider adding another action item to it. I took this under consideration and discussed it with my counselor, and decided to create a power point about my project, about Aim Higher and about the special work Aim Higher does for adults with disabilities. I interviewed some staff members from Aim Higher, and used their promotional brochure to gather more data about them and their services. I visited Aim Higher several times when they were in session and took pictures of the consumers while they were involved in their daily routines. My biggest obstacle here was getting the release from Aim Higher to photograph their consumers. The second difference between my proposal and my actual project was that since I also did several interviews and site visits my Final Timeline extended past the timeline I presented with my proposal. Also, since I wanted to present my power point to my troop and to my service unit's leaders, my project was not completed until mid September even though I had anticipated and proposed a completion date of August. The third difference was that I received additional help for my project from someone who was not listed in my proposal. A construction worker named Mr. Freddy Hernandez who is an acquaintance of my father volunteered his time and his tools to help out with the construction of the project. The next difference between my proposal and my actual project was that the number of front supports I used to build the bigger of the two shelves was lesser than the number I had originally planned for in my proposal. Instead of using nine front supports I used only two large supports but I installed several smaller joists to keep the shelf sturdy. This change created more open storage space below the bigger shelf and also saved some expenses. The fifth difference was that I was able to get a larger donation than I had anticipated and it helped me again by cutting down on the expenses. The final difference was that I was not able to borrow all the equipment and tools I needed to build the shelves from a Boy Scout Leader, as I had initially planned, because he had a family emergency



and could not assist me. I therefore had to buy some of the tools till we got help from Mr. Hernandez. This difference was an additional financial burden to me and I have an addition month of additional chores to perform to pay it off.

There were a few aspects of my project that I would have liked to have done differently. The first is that I would have liked to have gone to more construction and home improvement stores to request donations. Even though I received more donation money than I expected in my proposal, it would not have hurt to have received more. The other is that I could have talked to the Boy Scout Leader and requested use of his tools and equipment while he was away attending to his family emergency. Finally, I should have asked more girl scouts from my troop to participate in my project because it could have motivated some of them to work on their service projects. It would also have been a great learning experience for them as it was for me. Just like me they would have learn how to hammer a nail, do measurements, and learn the names of various construction materials.

I believe my project has been successful because I have and will continue checking in with Mr. Edmond David, one of my contacts at Aim Higher, to ask how the shelves are working out, and if they are helping Aim Higher. Per Mr. David, the shelves have greatly helped organize their equipment and gear and he commended me on the great job I had done with the shelves. I also talked with the consumers and staff at Aim Higher about the shelves and so far I have received positive comments. I also know that the shelves were put to good use during the month of August for their softball tournament. In addition, I think the presentation part of my project was just as successful because at my service unit's leader's meeting I observed some of the leaders talking about Aim Higher and writing down their contact information, after they heard my presentation.

Looking back at my project, the one aspect that I believe was the most successful was that I was able to build awareness about Aim Higher and the services they provide to disabled adults in my community through my Silver Award project. Hopefully my presentation and the project I did for Aim Higher will motivate and encourage people from my service unit to help adults with disabilities and to support the organizations that assist them.



**SILVER AWARD  
PROJECT**




**For  
AIM HIGHER  
By  
REVA PEER  
Girl Scout Troop 1279**



# **COMMUNITY ISSUE**

▶ **Adults with disabilities  
in my community and  
the lack of services  
available to them**





# **MY PROJECT**

## **Two Goals:**

- ▶ **To create or build something for Aim Higher that would directly benefit their consumers**
- ▶ **To build awareness about the services that Aim Higher offers so that others may want to get involved and help**



# MY PROJECT



**Existing Shed**




**Inside Shed**

**Lower Shelf  
Back Support**






# MY PROJECT




**Peg Board Installed**





# MY PROJECT



**Lower Shelf Framing and Plywood**



4"






# MY PROJECT



**Upper Shelf Installation and  
Lower Shelf Liner**





# Aim Higher

- ▶ Mission: to develop and maintain functional skills required for self-care
- ▶ Serve: adults with disabilities who are trying to maintain these skills

## Fabulous Five:

- ▶ **Life Skills**: improve independent living skills to participate in and communicate with the community (ex. cleaning up, doing laundry, balancing checkbook)
- ▶ **Vocational**: to improve and maintain employment by developing work skills to increase capability and self confidence





# Fabulous Five (cont.)

- **Education:** to make access to the community, and to gain employment, (ex. learn about their rights, computer literacy skills, math/english/ basic science skills)
- **Arts and Expression:** help them communicate and express their inner world through the media to their family and communities (ex. quilting, mosaics)
- **Community Access:** help them prepare for successful ventures into the community (ex. tending to community garden, developing social skills)



# **CONTACT INFORMATION**

- ▶ Telephone #: (916)-783-4688
- ▶ Fax: (916)-783-4699

For Locations and more info  
visit:

[www.aimhigherinc.com](http://www.aimhigherinc.com)





**FINAL**

**BUDGET**



## Girl Scout Silver Award Final Budget

Your budget is another thing that needs to be very detailed in nature. Be as specific as possible; your total income needs to equal your total expenses:

**Expenses:**

|   |                              |                         |
|---|------------------------------|-------------------------|
| Site Fees   |                              | \$ <u>N/A</u>           |
| Promotion Costs (flyers, posters, etc.)               |                              | \$ <u>0.00*1</u>        |
| Office supplies (copies, stationery, name tags, etc.) |                              | \$ <u>N/A</u>           |
| Telephone calls (long distance?)                      |                              | \$ <u>N/A</u>           |
| Postage (correspondence, confirmations, etc.)         |                              | \$ <u>N/A</u>           |
| First Aid expenses                                    |                              | \$ <u>0.00*2</u>        |
| Project or Program Supplies                           |                              | \$ <u>285.61*3</u>      |
| Paper Products (paper towels, cleanup supplies)       |                              | \$ <u>N/A</u>           |
| Transportation costs (gasoline, parking fees, etc.)   |                              | \$ <u>N/A</u>           |
| Insurance (nonmember insurance needed?)               |                              | \$ <u>N/A</u>           |
| Food & Beverages                                      |                              | \$ <u>N/A</u>           |
| Non-member insurance                                  |                              | \$ <u>N/A</u>           |
| Equipment (rental or purchased)                       |                              | \$ <u>94.62</u>         |
| Miscellaneous (anything not covered above)            |                              | \$ <u>0.00</u>          |
|   | <b><u>TOTAL EXPENSES</u></b> | <b><u>\$ 380.23</u></b> |

\*SEE ATTACHMENT

List who donated and the estimated cost of each donated item:

(Don't forget to send thank you cards.)

|                              |        |                 |
|------------------------------|--------|-----------------|
| <u>HOME DEPOT (DISCOUNT)</u> |        | \$ <u>52.76</u> |
| <u>LOWES</u>                 |        | \$ <u>0.00</u>  |
| <u>DRAEGER CONSTRUCTION</u>  |        | \$ <u>0.00</u>  |
|                              |        | \$ _____        |
|                              | Total: | \$ <u>52.76</u> |

List all money earning projects you had and how much you earned at each:

|   |        |                  |
|---|--------|------------------|
| <u>ALLOWANCE SAVINGS</u>                                  |        | \$ <u>90.00</u>  |
| <u>HOUSEHOLD CHORES DURING SUMMER AND FALL (3 MONTHS)</u> |        | \$ <u>237.47</u> |
|   |        | \$ _____         |
|   | Total: | \$ <u>327.47</u> |

**TOTAL INCOME**      **\$ 380.23**

Please attach all receipts to this budget report.

Please keep in mind that donations of goods are obtained for the beneficiaries of your award project, not for use by Girl Scouts Heart of Central California and as such GSHCC's Tax ID number cannot be used for reporting purposes to the donor. You may be able to ask for a letter from a nonprofit organization that is the beneficiary of your award project if donors are requesting recognition for tax purposes.



# **Attachment to “Final Budget”**

**\*1: No promotion needed**


**\*2: Already had a First Aid Kit**

**\*3: See Material List and Pricing**

## MATERIAL LIST AND PRICING

| ITEM  | QUANTITY | PRICE PER | TOTAL COST      |
|---|----------|-----------|-----------------|
| Peg Board (4' x 8' sheets)                                | 5        | \$16.45   | \$82.25         |
| OSB Sheets for Shelf (4' x 8' sheets)                     | 3        | \$9.97    | \$29.91         |
| Shelf Liner (18" x 75' roll)                              | 1        | \$17.97   | \$17.97         |
| Small Shelf (3/4" x 16" x 8')                             | 2        | \$17.85   | \$35.78         |
| Small Shelf Brackets (Heavy)                              | 4        | \$4.98    | \$19.92         |
| Small Shelf Brackets (Light)                              | 3        | \$1.58    | \$4.74          |
| Big Shelf Back Support (2" x 6" x 10')                    | 4        | \$4.37    | \$17.48         |
| Big Shelf Front Support Posts (4" x 4" x 10')             | 1        | \$8.44    | \$8.44          |
| Big Shelf Front Edge                                      | 3        | \$6.75    | \$20.25         |
| Miscellaneous Wood Bracing (Boy Scout Project Left Overs) | -        | -         | -               |
| Bolts, Screws, Nails                                      | All      | -         | \$22.36         |
| Subtotal  |          |           | \$263.84        |
| Taxes   |          |           | \$21.77         |
| <b>TOTAL BUDGET</b>                                       |          |           | <b>\$285.61</b> |





More saving.  
More doing.<sup>SM</sup>

RI 00

0636 00059 89132 06/28/10 07:22 PM  
CASHIER SELF CHECK OUT - SC0159

033287148028 2SPDRILLKIT <A- 79.00  
NLP Savings \$10.00

SALES TAX 6.52  
TOTAL \$85.52  
85.52  
TA

AUTH CODE 02028A/1005196

NEW LOWER PRICE (NLP) SAVINGS \$10.00




0636 59 89132 06/28/2010 9726

RETURN POLICY DEFINITIONS  
POLICY ID DAYS POLICY EXPIRES ON  
A 1 90 09/26/2010

THE HOME DEPOT RESERVES THE RIGHT TO  
LIMIT / DENY RETURNS. PLEASE SEE THE  
RETURN POLICY SIGN IN STORES FOR  
DETAILS.

GUARANTEED LOW PRICES  
LOOK FOR HUNDREDS OF  
LOWER PRICES STOREWIDE

\*\*\*\*\*



More saving.  
More doing.<sup>SM</sup>

CI 00

0636 00005 27838 06/19/10 08:06 PM  
CASHIER JENNIFER - JCL4698

073291326104 2X6-10 GDF <A> 16.88  
4@4.22  
033287143214 CIRC SAW <A,S> 29.88

SUBTOTAL 46.76  
SALES TAX 3.86  
TOTAL \$50.62  
50.62  
TA

AUTH CODE 00569A/0050419



0636 05 27838 06/19/2010 2349

RETURN POLICY DEFINITIONS  
POLICY ID DAYS POLICY EXPIRES ON  
A 1 90 09/17/2010

THE HOME DEPOT RESERVES THE RIGHT TO  
LIMIT / DENY RETURNS. PLEASE SEE THE  
RETURN POLICY SIGN IN STORES FOR  
DETAILS.

GUARANTEED LOW PRICES  
LOOK FOR HUNDREDS OF  
LOWER PRICES STOREWIDE

\*\*\*\*\*

ENTER FOR A CHANCE  
TO WIN A \$5,000  
HOME DEPOT GIFT  
CARD!

Share Your Opinion With Us! Complete  
the brief survey about your store visit  
and enter for a chance to win at:

[www.homedepot.com/opinion](http://www.homedepot.com/opinion)

¡PARTICIPE EN UNA  
OPORTUNIDAD DE GANAR  
UNA TARJETA DE  
REGALO DE THD  
DE \$5,000!

¡Comparta Su Opinión! Complete la breve  
encuesta sobre su visita a la tienda y  
tenga la oportunidad de ganar en:

[www.homedepot.com/opinion](http://www.homedepot.com/opinion)

User ID:  
56601 55970

Password:  
10319 55965

Entries must be entered by 07/19/2010.  
Entrants must be 18 or older to enter.  
See complete rules on website. No  
purchase necessary.



**FINAL**

**TIMELINE**



## Girl Scout Silver Award Final Timeline

Use this form to record all hours completed after your proposal has gained approval.

| Date         | Time spent | Description | Advisor Signature |
|--------------|------------|-------------|-------------------|
|              |            |             |                   |
|              |            |             |                   |
|              |            |             |                   |
|              |            |             |                   |
|              |            |             |                   |
|              |            |             |                   |
|              |            |             |                   |
|              |            |             |                   |
|              |            |             |                   |
|              |            |             |                   |
|              |            |             |                   |
|              |            |             |                   |
|              |            |             |                   |
|              |            |             |                   |
|              |            |             |                   |
|              |            |             |                   |
|              |            |             |                   |
|              |            |             |                   |
|              |            |             |                   |
|              |            |             |                   |
|              |            |             |                   |
|              |            |             |                   |
|              |            |             |                   |
|              |            |             |                   |
| <b>TOTAL</b> |            |             |                   |

*see attached*

I have reviewed this Silver Award Project Time Log Sheet and confirm the completion of the required 40 hours.

Kera Keer                      9/27/10  
Applicant's Signature        Date

Yolanda N. Stepha         9/27/10  
Project Advisor's Signature    Date

## GIRL SCOUT SILVER AWARD FINAL TIMELINE

| DATE            | TIME SPENT          | DESCRIPTION                                       | ADVISOR SIGNATURE                           |
|-----------------|---------------------|---|---|
| 5/28/10         | 1 hour              | Discussed Project with Aim Higher                 | <i>Yolanda N. Stepzka</i><br>↓<br><i>YS</i> |
| 6/5/10          | 1 hour              | Drew up Plans for Shelves                         |   |
| 6/12/10         | 2 hours             | Checked Material Prices                           |   |
| 6/13/10         | 1 hour              | Wrote Budget and Timeline                         |   |
| 6/14/10         | 1 hour              | Got Plans Approved by Aim Higher                  |   |
| 6/15/10-6/22/10 | 4 hours             | Wrote Proposal                                    |   |
| 6/23/10         | 1 hour              | Got Advisor's Approval                            |   |
|                 | 11 hours            | Subtotal  |   |
| 6/26/10         | 1 hour              | Prepare Donation Letters                          |   |
| 6/27/10         | 3 hours             | Ask for Donations (visit Lowes & Home Depots)     |   |
| 6/30/10         | 4 hours             | Buy Materials                                     |   |
| 7/3/10          | 5 hours             | Build Back Support for Big Shelves                |   |
| 7/5/10          | 6 hours             | Install Peg Board                                 |   |
| 7/11/10         | 8 hours             | Build and Install Big Shelf                       |   |
| 7/17/10         | 3 hours             | Build and Install Small Shelf                     |   |
| 7/20/10         | 6 hours             | Put Shelf Liner                                   |   |
| 7/25/10         | 2 hours             | Finalize Project and Clean Up                     |   |
| 8/2/10          | 4 hours             | Interview Prep and Actual Interview at Aim Higher |   |
| 8/28/10         | 8 hours             | Prepare Powerpoint                                |   |
| 9/14/10         | 1/2 hour            | Presentation to Service Unit                      |   |
| <b>TOTAL</b>    | <i>61 1/2 hours</i> |   |   |



## SHELF BUILDING PROJECT WORK HOURS

| ACTIVITY                           | DATE | MY HOURS | OTHER VOLUNTEER HOURS |
|------------------------------------|------|----------|-----------------------|
| Visit Lowes and Home Depots        | 6/27 | 3        | 3                     |
| Buy Materials                      | 6/30 | 4        | 12                    |
| Build Back Support for Big Shelves | 7/3  | 5        | 13                    |
| Install Peg Board                  | 7/5  | 6        | 12                    |
| Build and Install Big Shelf        | 7/11 | 8        | 22                    |
| Build and Install Small Shelf      | 7/17 | 3        | 9                     |
| Put Shelf Liner                    | 7/20 | 6        | 16                    |
| Finalize Project and Clean Up      | 7/25 | 2        | 2                     |